






Treatment Preparation Guide: Instructions and Recommendations

Residual Preventive Treatment (spray) – Bedbugs



To maximize the effectiveness of our intervention, M.A.D. Extermination invites you to prepare your home properly. This step is essential to ensure a safe and optimal treatment for everyone.

General Instructions

-  Remove all bedding and any objects on the beds, if necessary, to allow a thorough inspection. ☐
-  Move all furniture and objects at least 1 foot (12 inches) away from walls. ☐
-  Please note that you must leave your home with your pets, if applicable, for 4 to 6 hours following the end of treatment. For children under 2, pregnant women and people with weakened immune systems, we recommend waiting 24 hours before returning home. ☐
-  We recommend that you do not clean floors along the walls for a period of two weeks following treatment. ☐
-  We suggest you use mattress covers specially designed for bedbugs, offering extra protection for your mattresses. ☐

After Treatment: Key Recommendations

We do not recommend the use household insecticides. Please note that these products are not very effective, and their repellent effect could considerably worsen the situation. In addition, avoid using cleaning products on treated surfaces during the treatment period, to preserve its effectiveness.

M.A.D. Extermination Team

Your partner in pest control

Email: madextermination@outlook.com

Facebook: M.A.D. Extermination

“Trust M.A.D. Extermination's innovation and the expertise of our experienced technicians today.”